



HF/50/144MHz ALL MODE TRANSCEIVER

# IC-746PRO


## Digital Signal Processor



Icom Inc.

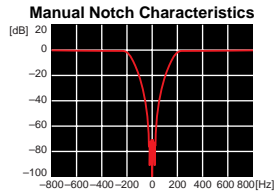
## Digital Twin PBT

Only Icom brings you Twin Passband tuning! Tailor your IF passband with the Twin PBT by electronically shifting the upper and lower IF passbands. Depending on the use of the concentric knobs, you can either narrow the IF passband, or shift the entire passband to eliminate interfering signals.



## Manual Notch Filter


Interference management is not a problem with the Manual Notch filter. With its incredible 70dB attenuation, the manual notch can eliminate a wide variety of QRM. The Automatic Notch Filter can track two or more interfering signals like Heterodynes and "Key uppers"!



## Digital Noise Reduction

By digitally manipulating the incoming signal, the DSP is able to reduce various types of noise and enhances the receive signal components. Providing an outstanding signal to noise ratio to give clean, clear audio.

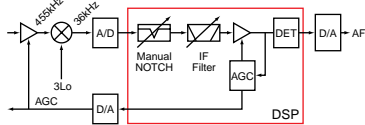
Comparison of receive signal speaker output



## AGC Loop Management

Another first in this class of transceiver, the IC-746PRO incorporates a multiple AGC loop management system, which uses the DSP filtering to remove unwanted signals from the AGC control. This means, if an unwanted signal is removed using the DSP, the AGC will not be affected. In other words, "No more pumping of the AGC!"

Also, the AGC is independently controllable for mode and the time settings. (Off, 0.1-6.0 or 8.0 sec.)

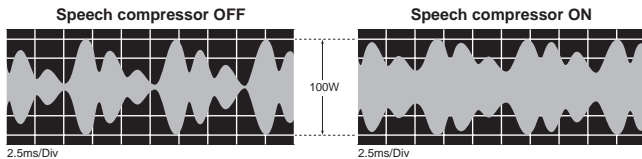


## Microphone Equalizer

Bring Hi-Fidelity to the amateur airwaves. The Microphone Equalizer will change your RST from "59" to "Great Audio" and "Nice Signal". Adjust your audio for Bass and Treble characteristics to total 121 levels for all voice operation. The transmit filter width in SSB mode is selectable from 2.8/2.4/2.2kHz. The Rx tone control is also an equalizer for the received audio. As with the transmit audio, select the amount of Bass and Treble you need for the audio clarity you want.

## Digital RF Speech Compression

Need more punch in your signal; the Icom Digital RF Speech Compression gives you all you need without fuss and noise. Great for breaking through QRM.



## HF + 50MHz + 144MHz All Band Coverage

Covering all HF bands as well as 50MHz and 144MHz, the IC-746PRO all mode transceiver also includes a general coverage receiver from 0.03-60MHz and 108-174MHz\* with full IF DSP capability.

\* Specifications guaranteed 0.5-29.99, 50-54 and 144-148MHz only.

## Continuous Duty at 100W

The bipolar 2SC2694's are used to provide a clean 100 watts of output power for SSB, CW, RTTY and FM modes. (40W in AM). The die-case aluminum chassis and the variable speed cooling fan enables the IC-746PRO to transmit full power all the time\*; the perfect companion for those digital mode contests.

\* On a 50Ω load at room temperature.

# 32-bit DSP Technology Even Higher - To

Icom has taken the DSP technology received in the IC-756PROII, and created a whole new world. The IC-746PRO incorporates the 32-bit DSP for the most flexible signal enhancing, and interference rejection offered in this type of radio. So follow along to see the best features now available in the IC-746PRO.

Starting with the 32-bit DSP processor and 24-bit AD/DA converter, Icom enables the ham radio operator to create the listening environment that best suites the current band and operating conditions.

## All Mode Digital Modulation and Demodulation

Let's start with the modulation and demodulation of the signals. For signal purity and clarity, an all mode digital PSN (Phase Shift Network) system has been incorporated into the DSP system. For transmit, this greatly reduces the intermodulation distortion, producing the highest quality transmit audio. While the PSN separates the signal from noise by phasing out noise and other unwanted signals.

## IF Filter Shapes

Next is the IF filters. You will never have to purchase optional filters, with over 51 different filter widths, just dial in the width you want. Then select whether you want a sharp or soft filter shape for SSB and CW modes. For the Digital operators, your digital filters are separate from the SSB filters.

HF/50/144MHz ALL MODE TRANSCEIVER

# IC-746PRO



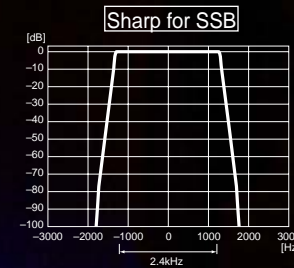
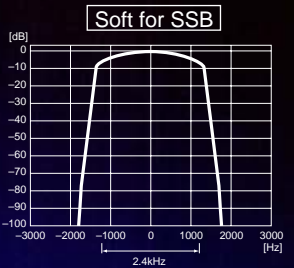
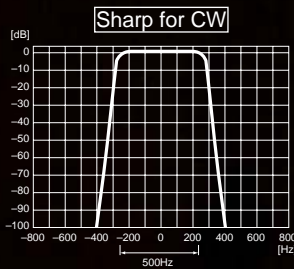
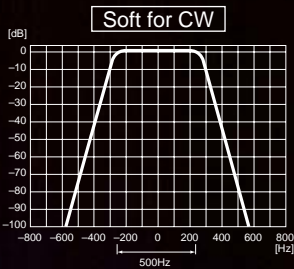


# Technology Takes You 144MHz!

Recently introduced in the new radio category. The features to create some of performance reduction ever as we describe the later.

## DSP

32-bit Floating Point DSP  
Digital Signal Processor  
24-bit AD/DA Converter




Mode	Passband width range	
	50-500Hz	600-3600Hz
SSB	10 types; 50Hz step	31 types; 100Hz step
CW	10 types; 50Hz step	



## Large, Multi-function LCD

The large multi-function LCD displays frequency, 9-character channel name, channel number, multi functional meter (includes S-meter, RF output, SWR and ALC level) and other operating status. The dot-matrix portion of the LCD shows the following items:



- Channel name
- Function key assignment
- Band Scope
- RTTY decoder screen
- Memory keyer contents
- Graphical SWR scale

## RTTY Demodulator and Decoder

The built-in RTTY demodulator and decoder reads baudot RTTY signals on the screen without turning on your PC or other gear. The RTTY tuning indicator helps critical tuning. The Twin Peak filter removes interfering QRM giving you a more accurate decoded message.



## Ample CW Functions

Multi function electronic keyer, variable dot/dash ratio (2.8:1 to 4.5:1) and key speed (6-60 WPM), paddle polarity, bug key etc. CW pitch is adjustable (300 to 900Hz). Full break-in capability. Double key jacks – one each for front and rear panel.

## Memory Keyer

4 channel memory keyer stores up to 50 characters with serial contest number auto-counter, morse cut number and auto repeat function. In addition, a user supplied external keypad\* controls the memory keyer from your finger tips.  
\* Not supplied by Icom.

## Built-in Antenna Tuner

The internal antenna tuner matches the HF and 50MHz bands automatically. After operating on a band for the first time, the tuner memorizes the selected antenna and preset point providing for very high speed tuning. 2 antenna connectors for HF and 50MHz bands and 1 for 144MHz band is equipped on the IC-746PRO.

## SSB/CW Synchronous Tuning

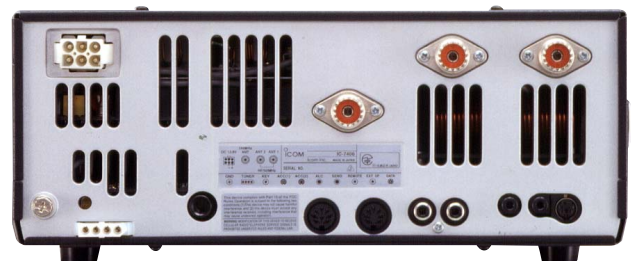
You no longer have to worry about losing a CW signal while tuning with SSB mode. With the SSB/CW synchronous tuning, the frequency automatically shifts when you change modes.

## Voice Squelch Control (VSC) Function

The Voice Squelch Control function opens the squelch only when receiving a modulated voice signal.

## Other Outstanding Features

- Triple band stacking register
- 2 types of preamplifier (Regular and Hi-gain) for HF and 50MHz bands, 1 for 144MHz band
- 20dB RF attenuator
- Level adjustable noise blanker (101 steps)
- BPF function below 500Hz band width in SSB mode
- 1/4 speed dial tuning function for SSB-data, CW and RTTY modes
- 108 selectable DTCS and 50 selectable CTCSS with encoder/decoder
- 1750Hz tone encoder
- Optional high stability crystal unit, CR-338
- Up to 10 memo-pads temporarily store frequencies and modes
- Quick split function with split lock function
- $\pm 9.99$ kHz RIT and  $\Delta$ TX
- Band edge beep
- CI-V capability for PC control
- VOX
- Program, memory, select memory and  $\Delta$ F scans
- IF transmit audio monitor (SSB mode only; AF transmit audio monitor for the other modes)
- 102 memory channels
- 9600bps data terminal
- AH-4 control circuits
- Auto TS function
- Optional voice synthesizer unit, UT-102 announces the operating frequency, mode and S-meter level
- 1Hz tuning and indication



## SPECIFICATIONS

- | GENERAL  |   |                   |
|--|---|-------------------|
| • Frequency coverage (unit: MHz)*1:  |   |                   |
| Receive  | 0.030– 60.000*2   | 108.000–174.000*2 |
| Transmit   | 1.800– 1.999  | 3.500– 3.999      |
|  | 7.000– 7.300  | 10.100– 10.150    |
|  | 14.000– 14.350  | 18.068– 18.168    |
|  | 21.000– 21.450  | 24.890– 24.990    |
|  | 28.000– 29.700  | 50.000– 54.000    |
|  | 144.000–148.000   |                   |
| *1 Frequency coverage is depending on version.<br>*2 Some frequency ranges are not guaranteed. |   |                   |
| • Mode   | : USB, LSB, CW, RTTY, AM, FM  |                   |
| • Number of memory Ch.   | : 102 (99 regular, 2 scan edges and 1 call)   |                   |
| • Antenna connector  | : SO-239×3 (2 for HF/50MHz and 1 for 144MHz bands; 50Ω)   |                   |
| • Temperature range  | : -10°C to +60°C; +14°F to +140°F   |                   |
| • Frequency stability  | : Less than ±7ppm from 1 min. to 60 min. after power ON. After that, rate of stability change is less than ±1ppm at 25°C (+77°F). Temperature fluctuations (0°C to +50°C; +32°F to +122°F) less than ±5ppm. |                   |
| • Frequency resolution   | : 1Hz   |                   |
| • Power supply requirement   | : 13.8V DC ±15%   |                   |
| • Power consumption  | Tx  | Max. power 23A    |
|  | Rx  | Standby 2.2A      |
|  |   | Max. audio 3.0A   |
| • Dimensions (projections not included)  | : 287(W)×120(H)×316.5(D) mm; 11 5/16(W)×4 23/32(H)×12 1/2(D) in   |                   |
| • Weight (approx.)   | : 9.0kg; 19lb 13oz  |                   |
| • ACC 1 connector  | : 8-pin DIN connector   |                   |
| • ACC 2 connector  | : 7-pin DIN connector   |                   |
| • CI-V connector   | : 2-conductor 3.5 (d) mm (1/8")   |                   |
| • DATA connector   | : Mini DIN 6-pin  |                   |

- | TRANSMITTER                              |                                    |        |
|--|------------------------------------|--------|
| • Output power (continuously adjustable) | : SSB, CW, RTTY, FM                | 5–100W |
|  | : AM                               | 5–40W  |
| • Modulation system                      | : SSB PSN modulation               |        |
|  | : AM Low power modulation          |        |
|  | : FM Phase modulation              |        |
| • Spurious emission                      | : Less than -50dB (HF bands)       |        |
|  | : Less than -60dB (50/144MHz band) |        |
| • Carrier suppression                    | : More than 40dB                   |        |
| • Unwanted sideband suppression          | : More than 55dB                   |        |
| • ΔTX variable range                     | : ±9.99kHz                         |        |
| • Microphone connector                   | : 8-pin connector (600Ω)           |        |
| • ELE-KEY connector                      | : 3-conductor 6.35(d) mm (1/4")    |        |
| • KEY connector                          | : 3-conductor 6.35(d) mm (1/4")    |        |
| • SEND connector                         | : Phono (RCA)                      |        |
| • ALC connector                          | : Phono (RCA)                      |        |

- | RECEIVER                   |  |           |
|----------------------------|--|-----------|
| • Receive system           | : Triple conversion superheterodyne system |           |
| • Intermediate frequencies | : 1st                                      | 64.455MHz |
|                            | : 2nd                                      | 455kHz    |
|                            | : 3rd                                      | 36kHz     |
| • Sensitivity (typical)    | :  |           |

Frequency Range (MHz)	SSB, CW, RTTY (at 2.4kHz BW)	AM (at 6kHz BW)	FM (at 15kHz BW)
0.50–1.799	—	13μV	—
1.80–27.99	0.16μV*1	2μV*1	—
28.0–29.99	0.16μV*1	2μV*1	0.5μV*1
50.0–54.0	0.13μV*2	1μV*2	0.25μV*2
144.0–148.0	0.11μV*3	1μV*3	0.18μV*3

10dB S/N for SSB, CW, RTTY and AM, 12dB SINAD for FM  
\*1Preamp 1 is ON, \*2Preamp 2 is ON, \*3Preamp is ON

- Squelch sensitivity (Pre-amp: OFF):  
SSB, CW, RTTY Less than 5.6μV  
FM Less than 1μV
- Selectivity (representative value):  
SSB (BW: 2.4kHz) More than 2.4kHz/–6dB  
Less than 3.2kHz/–40dB  
Less than 3.6kHz/–60dB  
Less than 4.3kHz/–80dB  
CW (BW: 500Hz) More than 500Hz/–6dB  
Less than 700Hz/–60dB  
More than 360Hz/–6dB  
RTTY (BW: 350Hz) More than 650Hz/–60dB  
Less than 6.0kHz/–6dB  
AM (BW: 6kHz) More than 15.0kHz/–60dB  
Less than 12.0kHz/–6dB  
FM (BW: 15kHz) Less than 20.0kHz/–60dB
- Spurious and image rejection ratio: More than 70dB (HF, 50MHz)  
More than 60dB (144MHz)  
(except IF through on 50MHz)
- AF output power (at 13.8V DC): More than 2.0W at 10% distortion with an 8Ω load
- RIT variable range: ±9.99kHz
- PHONES connector: 3-conductor 6.35 (d) mm (1/4")
- EXT SP connector: 2-conductor 3.5 (d) mm (1/8")/8Ω

- | ANTENNA TUNER                                |  |
|--|--|
| • Matching impedance range                   | : 16.7–150Ω unbalanced*1 (HF bands)<br>20–125Ω unbalanced*2 (50MHz band) |
| *1Less than VSWR 3:1; *2Less than VSWR 2.5:1 |  |
| • Min. operating input power:                | : 8W (HF bands)<br>15W (50MHz band)                                      |
| • Tuning accuracy                            | : VSWR 1.5:1 or less   |
| • Insertion loss                             | : Less than 1.0dB (after tuning)   |

- Supplied accessories:**
- Hand microphone
  - DC power cable
  - Spare fuses
  - CW key plug

All stated specifications are subject to change without notice or obligation.

## OPTIONS



**IC-PW1 HF+50MHz 1kW LINEAR AMPLIFIER**  
Covers all HF and 50MHz bands, provides clean, stable 1kW output. Automatic antenna tuner and compact detachable controller are standard. 2 exciter inputs are available.



**AH-4 HF+50MHz AUTOMATIC ANTENNA TUNER**  
Covers 3.5–54MHz with a 7m (23 ft) or longer wire antenna.



**AH-2b ANTENNA ELEMENT**  
A 2.5m long antenna element for mobile operation with the AH-4. All amateur bands between 7–54 MHz can be matched.



**SP-20 EXTERNAL SPEAKER**  
4 audio filters; headphone jack; can connect to 2 transceivers. Input impedance: 8Ω  
Max. input power: 5W



**SP-21 EXTERNAL SPEAKER**  
Style and size are matched to the IC-746PRO. Input impedance: 8Ω  
Max. input power: 5W




**PS-125 DC POWER SUPPLY**  
Style and size are matched to the IC-746PRO.  
13.8V DC, 25A max.



**SM-20 DESKTOP MICROPHONE**  
Unidirectional, electret microphone for base station operation. [UP/DOWN] switches and a low cut function are available.



**CT-17 CI-V LEVEL CONVERTER**  
For remote transceiver control using a personal computer equipped with an RS-232C port. You can change frequencies, operating mode, etc.



**UT-102 VOICE SYNTHESIZER UNIT**  
Announces operating frequency and mode.



**SP-23 EXTERNAL SPEAKER**  
4 audio filters; headphone jack. Input impedance: 8Ω  
Max. input power: 5W

**CR-338 HIGH STABILITY CRYSTAL UNIT**  
POC type crystal for improved frequency stability.  
Frequency stability: ±0.5 ppm  
**HM-36 HAND MICROPHONE**  
Same as that supplied.

## Icom Inc.

1-1-32, Kamiminami, Hirano-ku, Osaka 547-0003, Japan Phone: +81 (06) 6793 5302 Fax: +81 (06) 6793 0013 URL: <http://www.icom.co.jp/world/index.html>

## Count on us!

### Icom America Inc.

2380 116th Avenue NE,  
Bellevue, WA 98004, U.S.A.  
Phone : +1 (425) 454-8155  
Fax : +1 (425) 454-1509  
E-mail : sales@icomamerica.com  
URL : <http://www.icomamerica.com>

### Icom New Zealand

146A Harris Road, East Tamaki,  
Auckland, New Zealand  
Phone : +64 (09) 274 4062  
Fax : +64 (09) 274 4708  
E-mail : inquiries@icom.co.nz  
URL : <http://www.icom.co.nz>

### Icom (UK) Ltd.

Unit 9, Sea St., Herne Bay,  
Kent, CT6 8LD, U.K.  
Phone : +44 (0)1227 741741  
Fax : +44 (0)1227 741742  
E-mail : info@icomuk.co.uk  
URL : <http://www.icomuk.co.uk>

### Asia Icom Inc.

6F No. 68, Sec. 1 Cheng-Teh Road,  
Taipei, Taiwan, R.O.C.  
Phone : +886 (02) 2559 1899  
Fax : +886 (02) 2559 1874  
E-mail : sales@asia-icom.com  
URL : <http://www.asia-icom.com>

Your local distributor/dealer:

### Icom Canada

Greenwood Centre #150-6165 Highway 17,  
Delta, B.C., V4K 5B8, Canada  
Phone : +1 (604) 952-4266  
Fax : +1 (604) 952-0090  
E-mail : info@icomcanada.com  
URL : <http://www.icomcanada.com>

### Icom (Europe) GmbH

Communication Equipment  
Himmelgeister Str. 100,  
D-40225 Düsseldorf, Germany  
Phone : +49 (0)211 346047  
Fax : +49 (0)211 333639  
E-mail : info@icomeurope.com  
URL : <http://www.icomeurope.com>

### Icom France Sa

Zac de la Plaine, 1,  
Rue Brindejone des Moulinais BP 5804,  
31505 Toulouse Cedex, France  
Phone : +33 (5) 61 36 03 03  
Fax : +33 (5) 61 36 03 00  
E-mail : icom@icom-france.com  
URL : <http://www.icom-france.com>

### Beijing Icom Ltd.

10C07, Long Silver Mansion, No.88, Yong Ding  
Road, Haidian District, Beijing, 100039, China  
Phone : +86 (010) 5889 5391/5392/5393  
Fax : +86 (010) 5889 5395  
E-mail : bjicom@bjicom.com  
URL : <http://www.bjicom.com>

### Icom (Australia) Pty. Ltd.


A.B.N. 88 006 092 575  
Unit 1 / 103 Garden Road,  
Clayton VIC 3168 Australia  
Phone : +61 (03) 9549 7500  
Fax : +61 (03) 9549 7505  
E-mail : sales@icom.net.au  
URL : <http://www.icom.net.au>

### Icom Spain S.L.

Crta. de Gracia a Manresa Km. 14,750  
08190 Sant Cugat del Valles Barcelona, Spain  
Phone : +34 (93) 590 26 70  
Fax : +34 (93) 589 04 46  
E-mail : icom@icomspain.com  
URL : <http://www.icomspain.com>

### Icom Polska

Sopot, 3 maja 54, Poland  
Phone : +48 (58) 550 7135  
Fax : +48 (58) 551 0484  
E-mail : icompolska@icompolska.com.pl  
URL : <http://www.icompolska.com.pl>



Icom Inc. (Japan), is an ISO 9001 and ISO 14001 certification acquired company.